

# SEARCHING FOR YOUR LOST DOG

An informational Booklet from WBCR in loving memory of Clifford.

Cliffy was a gentle and sweet natured Border Collie who came into our care. With a quiet spirit, he endured mistreatment all his life, and it was our great pleasure to finally rescue him from a life that was never meant for a dog. During the months in foster care, he learned that there were hands that would touch him merely for love's sake. And he thrived on the kindness shown to him. He had learned much - but there are always things that one cannot tell a dog. They must experience it for themselves. Before he could learn that there was yet another pair of hands that yearned to love him, Clifford ran away.



*Clifford's body was found on January 24, 2001*

Hundreds of people across three states helped search for Clifford. But in spite of all the efforts that went into finding Clifford, we were not successful. We now know how

desperate it feels to lose a dog. We know the heartache, the worry, the sense of helplessness and we know the "if only" thoughts that go through the mind. We know that a dog can quickly become lost, that they can become so frightened they often have difficulty coming to their owners even when the meeting is face to face. And we know it can happen to any dog.

In remembrance of Clifford and because of this intensive search to find him, the materials on "Searching for Your Lost Dog" came about. It is our desire that this material on "Searching for Your Lost Dog", will be a tribute to Clifford. And it is our desire that should you ever find yourself in the position of needing to know, this Lost Dog pamphlet will help save your dog's life.

## ***About Wisconsin Border Collie Rescue***

Wisconsin Border Collie Rescue (WBCR) is the effort of a dedicated group of individuals who love the breed and are concerned about the growing number of unwanted Border Collies within the midwest. Our purpose is to take in stray and unwanted Border Collies and find them homes where they are loved and understood. It is our responsibility to give back and to help those Border Collies who would otherwise fall to the wayside. All of the Border Collies in our care are spay/neutered, heartworm tested and current on vaccinations. During the heartworm season they are on heartworm preventative. When possible, the dogs are also microchipped. During the time that they are with us, they are housetrained, crate trained (if possible), and taught their basic manners. Our goal is to give them the best chance for a happy life with their new family.

<http://www.wibordercollierescue.com>

# PREVENTION:

All dogs should ALWAYS wear ID Tags with current phone numbers on a nylon or leather collar. Microchipping or tattooing your pet will provide another form of identification should your dog lose its collar. Make sure your pet has a tag that indicates medical information if your pet needs medication.

Keep your dog in a fenced area or on lead whenever your pet is outside. Do not rely on your fence to keep your dog enclosed. Accompany your dog outside until you are sure your dog won't attempt to escape your yard. Routinely check your fencing for possible breaks. Keep in mind that snow cover can lessen the height of your fence.

Adopting a new dog is a time of transition. Do not take chances with a newly adopted dog. Understand that it will take time for them to realize where they live and that you will provide for them. Always accompany a new dog outside.

Work with your dog on name recognition and coming when called. **Never, ever call your dog to you for punishment.** You may save your dog's life someday by teaching it that you are always a source of safety.




Keep up to date photographs and a detailed description of your dog available in case she or he becomes lost, including height, weight, and special markings.

Should your dog ever become lost, you will likely be in a state of shock; taking a few minutes right now to assemble some basic information may really help in an emergency. Place a head and body shot in this booklet, jot down the information in the flyer, and keep this booklet handy.

Be especially careful when moving or traveling, or in other times of stress or transition for your dog (like new additions to the household, or in times of illness.) Have a plan for emergencies: fire, tornado, flood, etc.

When travelling by car the safest way for your pet to travel is in a crate with personal information attached (including a current photo of your dog.) This will help protect both you and your pet from an accident or its aftermath and also can prevent your pet from escaping in an unfamiliar place. Leash your dog whenever releasing your dog from the crate.

*This form can be kept in your car and folded in half to be carried in your wallet.*

**I HAVE PETS.....**  
**IN CASE OF EMERGENCY PLEASE NOTIFY :**

\_\_\_\_\_, AT PH# \_\_\_\_\_ **OR**  
\_\_\_\_\_, AT PH# \_\_\_\_\_

I have \_\_\_\_\_ (breed) that may, if they are not with me, be home alone.  
If I am incapacitated, please phone the above persons, or if the dogs are with me, all expenses for the dogs care will be guaranteed by the above persons.  
If the dogs are injured, they are to be taken to the nearest reputable Veterinarian. I prefer that my own veterinarian,  
Dr. \_\_\_\_\_ at Ph# \_\_\_\_\_ be notified regarding decisions on the dogs care and Treatment.  
Do not, under any circumstances, take these dogs to the humane society. My dogs are valuable show dogs.

\_\_\_\_\_  
Dog name \_\_\_\_\_  
Breed \_\_\_\_\_

\_\_\_\_\_  
Dog name \_\_\_\_\_  
Breed \_\_\_\_\_

\_\_\_\_\_  
My name \_\_\_\_\_  
Address \_\_\_\_\_  
\_\_\_\_\_  
phone numbers \_\_\_\_\_

My signature and date:  
x \_\_\_\_\_

# FIRST STEPS, SHOULD YOUR DOG BECOME LOST:

Start searching immediately; do not wait to see if your dog will return on its own! The sooner you start, the greater the chance that your dog will be returned uninjured.

Search the neighborhood calling your dog. Bring along a leash, toys, and treats. Initially concentrate on a 5 to 6 block area. Get assistance from neighbors, family and friends.

Leave a message on your answering machine telling callers that you will check the machine every hour for messages concerning your lost dog.

## NEXT STEP: GET THE WORD OUT!

< If you have not located your dog after an hour of searching, fill out the lost dog flyer enclosed. One picture should preferably be full body. Since many people can't identify the weight, sex, or breed of dogs, a good description of color, special markings, coat length and type is essential. If your dog needs medication, indicate that on the flyer as well.

< If you wish to offer a reward, write REWARD on the flyer in large capital letters. Take the completed flyer to a copy shop to be duplicated. Color copies on white paper will make the best use of your photo.

< Start by putting up flyers in the neighborhood, and giving them to people that work outside everyday. Include police officers, mail and package delivery people, garbage men, utility workers etc. Also veterinarians and animal shelters. Put flyers up in grocery stores, shopping malls, bus stations, walking paths, parks, churches, and where you work. (Any place of business that will let you put one up). Don't forget to leave flyers with paper boys and girls. They are a great resource and familiar with the area. Concentrate on posting flyers in areas where a lot of people will see them, as opposed to posting them in areas where your dog might be, as the more people that see your flyer the broader your search will be.

< Think about who in your area may be in a position to spot your dog and approach those people for help. The more people looking the better your chances of sighting or finding your pet. Enlist the help of scout groups, 4-H groups, dog rescue or other organizations in your area.



## More ideas about spreading the word...

- < Call to place a lost pet ad in the classifieds within 24 hours after your dog is missing as there may be a delay before the ad appears. Make sure the first ad runs as soon as possible and run the first ad for at least a week.
- < Ask for help. People do care.
- < Don't forget the Internet, there are many lost pet sites where you can post messages and pictures. Also, e-mail your flyer as an attachment to as many people as possible, asking them to help you by posting the flyer at their place of work and by forwarding it to other people.
- < Try your local media: newspapers, television and radio.
- < Leave food or familiar objects outside your home in case the dog returns. The scent will help if your dog is disoriented.

## SEARCHING FOR YOUR DOG:

< Search lost and found ads in all your local publications. Several publications are now on the internet.


< Immediately contact all local shelters within a 50 mile radius. Repeatedly check in with the shelters, preferably in person. Shelters are often staffed by more than one person and you want to make sure that you communicate with as many people at the shelter as possible. Also, someone may have held your dog temporarily trying to find you and then turned it in after not having success. Enlist help for shelter checks if necessary. Check shelter websites. Leave a copy of your completed poster with each shelter.



< Contact local vets in case someone brought in an injured dog. Leave a copy of your poster with each vet as well.



< Dogs mostly either establish a territory or hit a trajectory for another destination. Consider putting the word out to more distant rescue organizations in case your pet has traveled farther than your search radius. Until you have sightings of your dog understand that it could be anywhere and focus on getting the word out.



## IF YOUR DOG IS SIGHTED:

- < Map the areas where sightings have occurred. It may help to distinguish sightings between more and less reliable. By mapping the sightings you may be able to spot a pattern and thus focus your search.
- < If your pet is sighted put live traps in the area. Remember to check your traps at least twice everyday. Placing familiar objects with a familiar scent as well as food may help lure your dog.
- < Realize that a lost dog can become very confused. It may not respond to its name and may become afraid of people. Think about soothing the dog; maybe bring along an object with a familiar scent or a toy, or a strong and appetizing scent like a can of sardines?
  - < If your dog is repeatedly sighted in one area it has probably established a territory. Concentrate on the area and educating people about how to approach the dog. Ask people not to chase after the dog as that may make it more frightened.

## IF YOU HAVE NO LEADS:

Do not give up! Keep looking for at least a month. Dogs have been recovered after several months.

If you have not found your pet after several months then the outlook on finding them is bleak. Allow time for you and your family to grieve and process this loss.

Accept that you have done everything you could. Others have gone through this time too, there are many online support groups which you may find helpful. Your insight from this experience can help others learn how to prevent pet loss in the future. A final note, should the worst happen:

Consider taking the time to look at animals from rescue organizations. Many of those animals have been displaced by their families and will need a secure and loving home. Perhaps you can heal your losses together.

After several months or if your dog is found, please take your posters down.

**[www.wibordercollierescue.com](http://www.wibordercollierescue.com)**

donations help us help them. Donations can be made to "WBCR, in care of the Cliffy memorial"  
WBCR, 117 W. Burnett, Beaver Dam, WI 53916

[contact us for links and further information about searching for you lost dog.](#)

# ABOUT ID FOR YOUR PET:

## **ID Tags:**

Tags for your dog can be ordered from most pet supply catalogues or stores. Some non-profit animal organizations also sell them as fund raisers. Some large discount pet stores have machines where you can make them on the spot, although this is a more expensive option. The most important piece of information to put on the tag is your current phone number, including the area code. Consider ordering more than one, if you have more than one collar for your dog and to have a spare on hand, and you may want to consider ordering a tag with contact information for your vacation home or any place where you travel frequently with your dog.

There are also places that provide a lost pet service where in the event your dog is lost, people can call an 800-number listed on a dog tag should they find your dog.

Since your dog can be separated from the tag by having the collar removed or having the tags fall off, you may want to consider one of these other two pet ID options:

## **Tatooning:**

Tatooning is a permanent, very visible way of marking your dog that cannot be separated from the dog, although tatoos can fade over time. You will need to find a registry service for the tatoos. Some people choose to use their social security number as the tatoos as this number does not change. Tatoos can be placed inside the ear or on the inside of the thigh, the inside of the thigh is the recommended position as it is more difficult to remove.

## **Microchipping:**

A microchip is a small chip that is injected into your dog between the shoulder blade via a syringe. There are a few different kinds of microchips made. The microchip contains a number, which is registered by the manufacturer to the group or individual who inserted the chip. In order for the chip to be effective in helping locate you should your dog become lost, it is important that you keep your information up-to-date with the organization who inserted the chip in your dog, unless the manufacturer has transferred the registry to you. The microchip number is just a number and is meaningless without up-to-date information in the registry.

If your dog is turned in to a shelter that has a microchip scanner, the shelter can scan your dog over the shoulder blades and get the number on the chip. The shelter then contacts the chip manufacturer to find out to whom the chip is registered, and thus how to contact you.

Your vet can likely microchip your pet if it isn't already chipped. Shelters and rescue groups often microchip their dogs that are adopted. It is recommended that you have your dogs chip periodically scanned to make sure it hasn't migrated away from the insertion point. This migration, which is very rare for a properly inserted chip, causes no harm but could lead to a false reading of no chip if it occurs.



# ***LOST!***

HAVE YOU SEEN MY PET?

\_\_\_\_\_  
(name)

MISSING SINCE: \_\_\_\_\_

LOCATION LAST SEEN: \_\_\_\_\_

(photo-head shot)

(photo-body shot)

\_\_\_\_\_  
(dog or cat)

\_\_\_\_\_  
(breed)

\_\_\_\_\_  
(colors)

\_\_\_\_\_  
(gender)

\_\_\_\_\_  
(age)

\_\_\_\_\_  
(collar)

Special ID, Medical Needs, other comments: \_\_\_\_\_

\_\_\_\_\_  
\_\_\_\_\_

***PLEASE DON'T WAIT, WE MISS OUR PET!***

Please call us collect: \_\_\_\_\_

\_\_\_\_\_

Phone number: \_\_\_\_\_

Materials in memory of Clifford  
from Wisconsin Border Collie Rescue  
<http://www.wibordercollierescue.com>  
We love and miss you Cliffy!